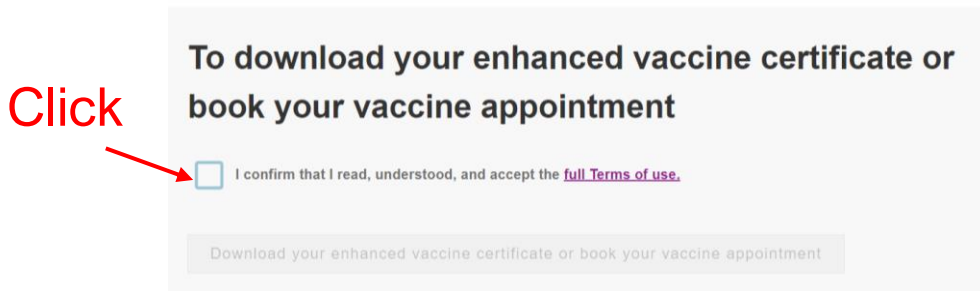
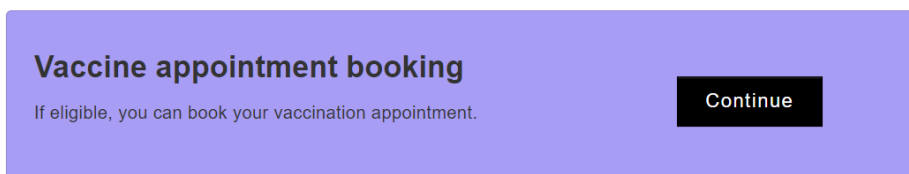
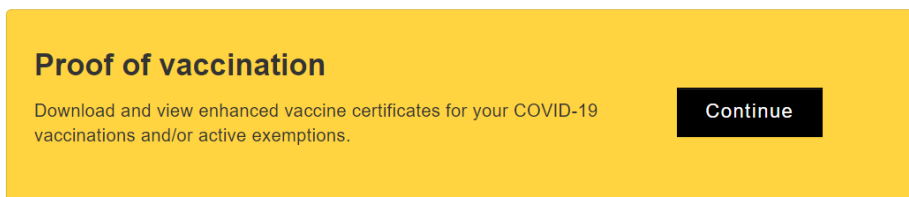


Where to get your proof of vaccination (QR code) or book your vaccination appointment

1. Get your green OHIP card ready (It works even if it is expired). You will need the information on the front and the back. If you are booking a vaccination appointment, you will also need an email address and a modern browser.
2. Go to <https://covid19.ontariohealth.ca/> and read the instructions.
3. Scroll to this section. You will need to click the box to indicate that you have read the Terms of Use.



4. Enter your OHIP numbers (front & back), version code, date of birth, and postal code.
5. Depending on what you need, click on either “Proof of Vaccination” or “Vaccine appointment booking”



If you need help, please call us at (416) 340-5145
or email us at 22q@uhn.ca at the Clinic.